


Yvonne Ford

# Nursing English Essentials

2., überarbeitete und neu illustrierte Auflage



HUBER



# Contents

Foreword .....	13
Preface to 2 <sup>nd</sup> Edition .....	15
Preface to 1 <sup>st</sup> Edition .....	16
<b>1. Body Parts .....</b>	<b>17</b>
1.1 Head .....	17
1.2 Torso .....	20
1.3 Extremities .....	22
1.4 Internal Organs and Structures .....	24
1.5 Reproductive System .....	30
1.5.1 Female .....	30
1.5.2 Male .....	31
<b>2. Common Words Used to Describe Body Parts and Functions .....</b>	<b>33</b>
2.1 General State of Health .....	33
2.2 General Appearance .....	34
2.3 Face, Head and Mental Functions .....	34
2.4 Eyes .....	36
2.5 Ear, Nose, Throat .....	36
2.6 Lungs .....	38
2.7 Heart and Circulation .....	39
2.8 Digestive System .....	39
2.9 Kidneys and Bladder .....	40
2.10 Reproductive Organs .....	40
2.11 Musculo-skeletal System .....	41
2.12 Skin and Nerves .....	42
2.13 Birth and Death .....	43
2.14 Sleep and Rest .....	44
<b>3. Common Words to Describe Health Problems and Symptoms ...</b>	<b>45</b>
3.1 General State of Health .....	45
3.2 General Appearance .....	46
3.3 Head and Mental Functions ( <i>also Mood</i> ) .....	46

3.4	Eyes .....	47
3.5	Ears, Nose, Throat .....	48
3.6	Lungs .....	48
3.7	Heart and Circulation .....	49
3.8	Digestive System .....	50
3.9	Kidneys and Bladder .....	51
3.10	Reproductive Organs .....	52
	3.10.1 Male .....	52
	3.10.2 Female .....	52
3.11	Musculo-skeletal System .....	53
3.12	Skin and Nerves .....	54
3.13	Birth and Death .....	55
3.14	Sleep and Rest .....	55
<b>4. Talking about Pain (including Questions for Pain Assessment) ..</b>		<b>57</b>
<b>5. Questions for Patient Assessment .....</b>		<b>59</b>
5.1	Asking for Personal Details .....	61
5.2	Questions for Accident and Emergency .....	63
5.3	Hospital Admission of an Adult .....	65
	5.3.1 Introduction .....	65
	5.3.2 Safety in the Home Environment and in the Hospital .....	66
	5.3.3 Communication .....	66
	5.3.4 Breathing, Body Temperature and Heart Function .....	66
	5.3.5 Eating and Drinking, Urination and Bowel Movement (Elimination) .....	67
	5.3.6 Body Care and Dressing .....	67
	5.3.7 Mobility .....	67
	5.3.8 Rest and Sleep .....	68
	5.3.9 Daily Routines (Work, Recreation, Significant Practices) .....	68
	5.3.10 Privacy and Sexuality .....	68
	5.3.11 Experience with Serious or Terminal Illness .....	69
	5.3.12 Closing .....	69
5.4	Hospital Admission of a Child .....	70
	5.4.1 Introduction .....	70
	5.4.2 Birth and Early Development .....	71
	5.4.3 Childhood Illnesses and Infections .....	71
	5.4.4 Eating and Drinking .....	72
	5.4.5 Communication .....	72
	5.4.6 Elimination .....	72
	5.4.7 Body Care .....	73
	5.4.8 Daily Routine .....	73
	5.4.9 Sleep and Rest .....	73
	5.4.10 Family Environment .....	73
	5.4.11 Closing .....	74
5.5	Extra Questions for Psychiatric Patients .....	75
5.6	Extra Questions for Elderly Patients .....	77
	5.6.1 General Health .....	77

5.6.2	Health History .....	77
5.6.3	Health Behaviour .....	77
5.6.4	Vision .....	78
5.6.5	Hearing .....	78
5.6.6	Mobility and Self-care .....	78
5.6.7	Family and Friends, Activities .....	78
5.6.8	Eating and Drinking, Elimination .....	79
5.6.9	Mental Activity .....	79
5.7	Extra Questions for Palliative Care Patients .....	80
5.8	Extra Questions for Patients at home .....	82
5.9	Extra Questions for Patients from another Culture .....	83
5.10	Extra Questions for Homeless Patients .....	85
5.11	Extra Questions for Pregnant Patients .....	86
5.12	Extra Questions on Suspicion of Domestic Abuse .....	88

## **6. Involving Patients in Nursing Care – Nursing Communication ... 89**

6.1	General Nursing Communication .....	89
6.1.1	Care Goals .....	89
6.1.2	Discharge Planning .....	91
6.1.3	Emotional Support .....	92
6.1.4	Family Support .....	92
6.1.5	Giving Bad News .....	93
6.1.6	Children and Stress .....	93
6.2	Explaining Specific Interventions .....	95
6.2.1	Bandage Change .....	95
6.2.2	Bed Bath .....	95
6.2.3	Bedpan Use .....	96
6.2.4	Blood Sugar .....	97
6.2.5	Catheterization .....	97
6.2.6	Cast Instructions .....	98
6.2.7	Clean-catch Urine Specimen .....	98
6.2.8	Decubitus Prevention .....	99
6.2.9	Drain Removal .....	99
6.2.10	Enema .....	99
6.2.11	Fluid Balance .....	100
6.2.12	Hand-washing .....	100
6.2.13	Infection Control – Isolation .....	101
6.2.14	Injection – Intra-muscular .....	101
6.2.15	Injection – Sub-cutaneous .....	102
6.2.16	Mouth Care .....	102
6.2.17	Oxygen Therapy .....	103
6.2.18	Mobilization .....	104
6.2.19	Naso-gastric Tube .....	104
6.2.20	Operation Prep .....	104
6.2.21	Intravenous Medication .....	105
6.2.22	Pneumonia Prevention .....	105
6.2.23	Stitch Removal .....	106
6.2.24	Suctioning .....	106

6.2.25	Thrombosis Prevention	107
6.2.26	Vital Signs	107
6.3	Supporting New Parents	108
6.3.1	Newborn Jaundice Therapy	108
6.3.2	Bathing a Baby – Teaching Session for the Parents	109
6.3.3	Breastfeeding – Teaching Mothers	109
6.3.4	Nipple Care – Breastfeeding Mothers	110
6.3.5	Introducing Solid Foods	110
<b>7.</b>	<b>Essential Language for Common Situations</b>	<b>113</b>
7.1	Giving Directions	113
7.2	Saying Hello	114
7.3	Saying Goodbye	114
7.4	Introductions	114
7.5	Answering the Phone	115
7.6	Breaking Bad News	116
7.7	Offering Sympathy when Someone Has Died	117
7.8	Apologizing when You Have Made a Mistake	118
7.9	Offering Encouragement and Assistance	118
7.10	Correcting when Someone Is Wrong	119
7.11	Complaining	120
7.12	Warning Someone about Negative Consequences	120
7.13	Congratulating	120
7.14	Giving Someone Advice or Making Suggestions	121
7.15	Agreeing	121
7.16	Disagreeing	121
7.17	Requesting Information	122
7.18	Asking for and Giving Permission	122
7.19	Accepting an Invitation	122
7.20	Refusing an Invitation	123
7.21	Expressing Anger	123
7.22	Checking Your Understanding	123
7.23	Asking about Time	124
<b>8.</b>	<b>Medication</b>	<b>125</b>
8.1	Taking the History of Medication Use	125
8.2	Forms of Medication	125
8.3	How to Take Medication	126
8.4	Desired Effect of Medication	127
8.5	Possible Negative Side-effects	128
<b>9.</b>	<b>Nursing Instruments and Supplies Used on the Ward</b>	<b>129</b>
<b>10.</b>	<b>Health Aids Used by Patients</b>	<b>133</b>
<b>11.</b>	<b>What Patients Should Bring to Hospital</b>	<b>135</b>

<b>12. Talking about the Hospital</b> .....	137
12.1 Hospital Departments and Services .....	137
12.2 Patient's Room .....	138
12.3 On the Ward .....	139
<b>13. Health Care Facilities in the Community</b> .....	141
<b>14. Professionals in Health Care</b> .....	143
14.1 Titles for Nurses and Explanations .....	143
14.1.1 In the United Kingdom .....	143
14.1.2 In the United States .....	144
14.2 Medical Doctors (Specialities) .....	145
14.3 Other Professionals in Health Care .....	146
<b>15. How to Develop a Teaching Plan for a Patient</b> .....	147
15.1 Your Patient .....	147
15.2 Your Goal .....	148
15.3 Your Materials and the Setting .....	148
15.4 The Plan .....	148
<b>16. Sample Letters</b> .....	151
16.1 Asking for a Placement .....	151
16.2 Asking for a Job .....	153
16.3 Sample Curriculum Vitae .....	154
16.4 Letter of Thanks .....	156
16.4.1 Personal Note of Thanks .....	156
16.4.2 Formal Letter of Appreciation .....	158
<b>17. Help with Speaking English</b> .....	159
17.1 Common Problems in Speaking English .....	159
17.2 Phonetic Symbols Used in Dictionaries .....	160
<b>18. Vocabulary</b> .....	163
18.1 Glossary English – Deutsch .....	164
18.2 Glossary Deutsch – English .....	197
18.3 False Friends .....	231
18.4 Confusing Words .....	235
<b>19. Essential Abbreviations</b> .....	239
19.1 Academic and Professional Abbreviations Related to Nursing .....	239
19.2 Abbreviations Used in Hospital Documentation .....	241

<b>20. Essential Measurements</b> .....	245
20.1 Temperature .....	245
20.2 Length (Height) .....	246
20.3 Weight .....	246
20.4 Volume .....	247
20.5 Numbers .....	247
20.6 Telling Time .....	248
<b>21. Essential Grammar</b> .....	249
21.1 Using the Present Simple Tense .....	249
21.2 Using the Present Continuous Tense (Present Progressive) .....	250
21.3 Using the Past Simple Tense .....	251
21.4 Using the Past Continuous .....	251
21.5 Using the Present Perfect .....	252
21.6 Using the Past Perfect .....	253
21.7 Using the Conditional Tenses .....	253
21.7.1 First Conditional .....	254
21.7.2 Second Conditional .....	254
21.7.3 Third Conditional .....	254
21.8 Using the Future Tenses .....	255
21.9 Phrasal Verbs .....	256
21.10 Irregular Verbs .....	260
<b>22. Test Yourself</b> .....	265
22.1 Present Simple or Present Continuous? .....	265
22.2 Past Tenses .....	266
22.2.1 Past Simple or Present Perfect? .....	266
22.2.2 Since or for? .....	267
22.2.3 Right or wrong? .....	267
22.2.4 Using the Past Continuous Tense .....	268
22.2.5 Using the Past Perfect in Combination with the Past Simple .....	268
22.3 Using the Conditional Tenses .....	269
22.4 Future Tenses .....	269
22.5 Phrasal Verbs .....	270
22.6 Which Professional Can Help? .....	271
22.7 Mysterious Complaints .....	272
22.8 What's Wrong Here? .....	272
<b>23. Test yourself – Answers</b> .....	275
23.1 Present Simple or Present Continuous? .....	275
23.2 Past Tenses .....	275
23.2.1 Past Simple or Present Perfect .....	275
23.2.2 Since or for? .....	275
23.2.3 Right or wrong? .....	276
23.2.4 Using the Past Continuous Tense .....	276
23.2.5 Using the Past Perfect in Combination with the Past Simple .....	276

23.3 Using the Conditional Tenses .....	276
23.4 Future Tenses .....	276
23.5 Phrasal Verbs .....	276
23.6 Which Professional Can Help? .....	277
23.7 Mysterious Complaints .....	277
23.8 What's Wrong Here? – Explanations .....	277
<b>Appendix</b> .....	281
Essential Addresses and Websites .....	281
Book Lists .....	282
Preparation for American Nursing Exams .....	282
Working in the UK .....	283
Communication with Patients .....	283
Patient Teaching .....	284
Dictionaries and Reference Books .....	284
English Practice Books .....	285
Books for Learning Medical and Nursing Vocabulary .....	285
<b>Illustration Index</b> .....	287
Photos and Illustrations .....	287
Illustrations with permission of .....	287

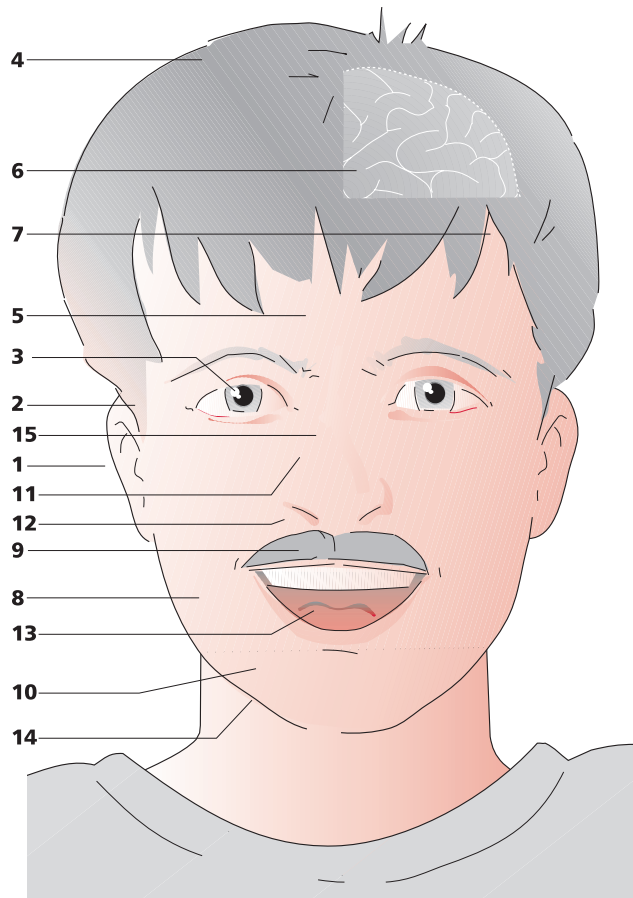


# 1 Body Parts

## 1.1 Head

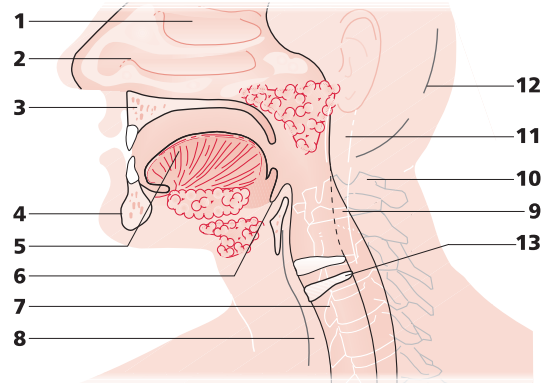
**Illustration 1-1a:** front view of face.

- 1 ear (Ohr)
- 2 temple (Schläfe)
- 3 eye (Auge)
- 4 hair (Haar)
- 5 forehead (Stirn)
- 6 brain (Hirn)
- 7 scalp (Kopfhaut)
- 8 cheek (Wange)
- 9 moustache (Schnurrbart)
- 10 chin (Kinn)
- 11 nose (Nase)
- 12 nostril (Nasenloch)
- 13 mouth (Mund)
- 14 jaw (Kiefer)
- 15 bridge of the nose (Nasenbein)



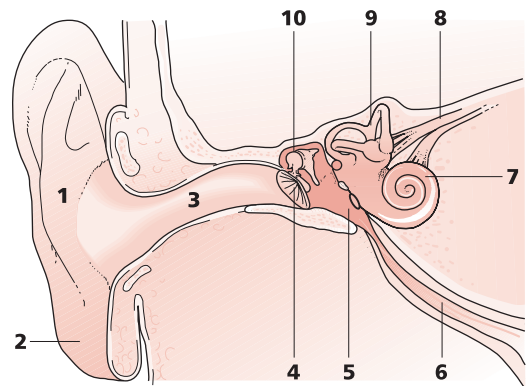
**Illustration 1-1b:** Side view of nose and cheek.

- 1 frontal sinus (Stirnhöhle)
- 2 nasal cavity (Nasenhöhle)
- 3 upper jaw (Oberkiefer)
- 4 lower jaw or mandible (Unterkiefer)
- 5 tongue (Zunge)
- 6 epiglottis (Kehledeckel)
- 7 windpipe or trachea (Luftröhre)
- 8 esophagus or gullet (Speiseröhre)
- 9 spinal cord (Rückenmark)
- 10 spinal column or spine (Wirbelsäule)
- 11 medulla oblongata (verlängertes Mark)
- 12 occipital bone or base of the skull (Hinterhauptbein, Schädelbasis)
- 13 thyroid cartilage (Schildknorpel)



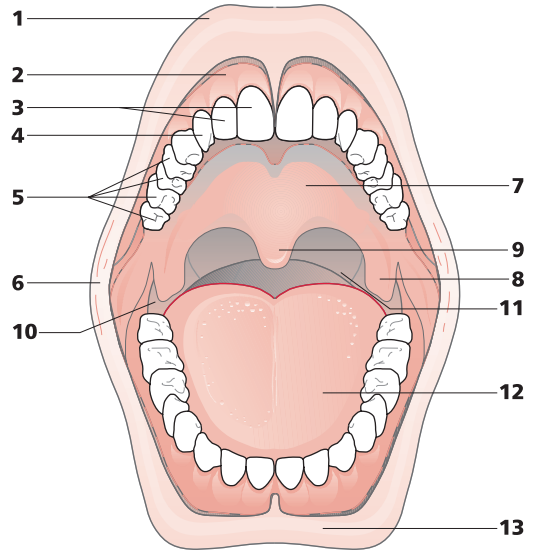
**Illustration 1-1c:** Ear.

- 1 outer ear or pinna (Ohrmuschel)
- 2 earlobe (Ohrläppchen)
- 3 ear canal (Gehörgang)
- 4 tympanic membrane or eardrum (Trommelfell)
- 5 tympanic cavity or tympanum (Paukenhöhle)
- 6 Eustachian tube (Eustachische Röhre)
- 7 cochlea (Schnecke)
- 8 auditory nerve (Gehörnerv)
- 9 labyrinth (Labyrinth)
- 10 auditory ossicles: malleus, incus, stapes  
(Gehörknöchelchen: Hammer, Amboss, Steigbügel)

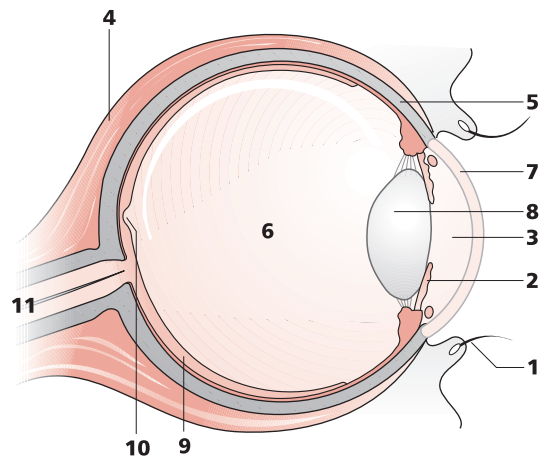


**Illustration 1-1d:** Open mouth.

- 1 upper lip (Oberlippe)
- 2 gums or gingiva (Zahnfleisch)
- 3 incisor (Schneidezahn)
- 4 cuspid or canine tooth (Eckzahn)
- 5 molar (Backenzahn)
- 6 corner of the mouth (Mundwinkel)
- 7 hard palate (harter Gaumen)
- 8 soft palate (weicher Gaumen [Gaumensegel])
- 9 uvula (Zäpfchen)
- 10 tonsil (Mandel)
- 11 throat or pharynx (Rachenhöhle)
- 12 tongue (Zunge)
- 13 lower lip (Unterlippe)

**Illustration 1-1e:** Eye.

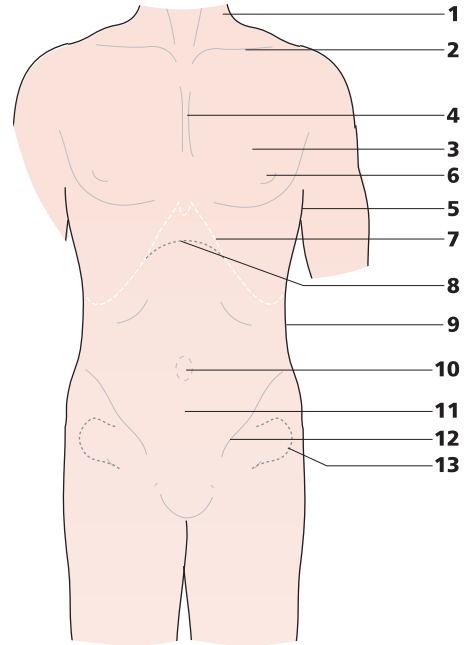
- 1 eyelash (Wimper)
- 2 iris (Iris)
- 3 pupil (Pupille)
- 4 eye muscles (Augenmuskeln)
- 5 eyeball (Augapfel)
- 6 vitreous humour (Glaskörper)
- 7 cornea (Hornhaut)
- 8 lens (Linse)
- 9 retina (Netzhaut)
- 10 blind spot (blinder Fleck)
- 11 optic nerve (Sehnerv)



## 1.2 Torso

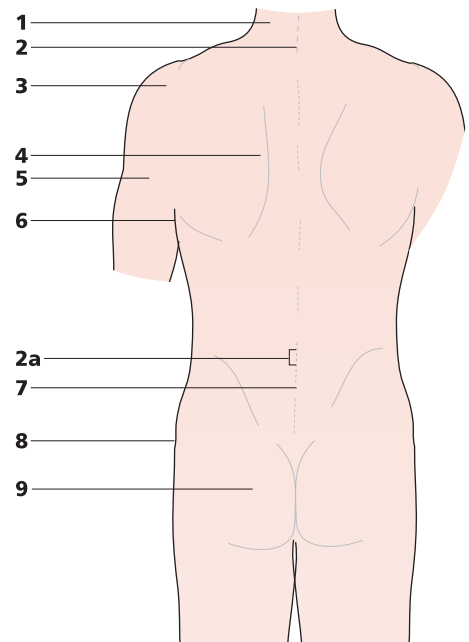
**Illustration 1-2a:** Front view of torso.

- 1 neck (Hals)
- 2 collarbone (Schlüsselbein)
- 3 chest (Brust)
- 4 breastbone (Brustbein)
- 5 underarm *or* armpit (Axilla, Achsel)
- 6 nipple (Mamilla, Brustwarze)
- 7 ribcage (Brustkorb)
- 8 diaphragm (Zwerchfell)
- 9 waist (Taille)
- 10 navel (Bauchnabel)
- 11 abdomen *or* belly (Abdomen, Bauch)
- 12 groin (Leiste)
- 13 pelvis (Becken)



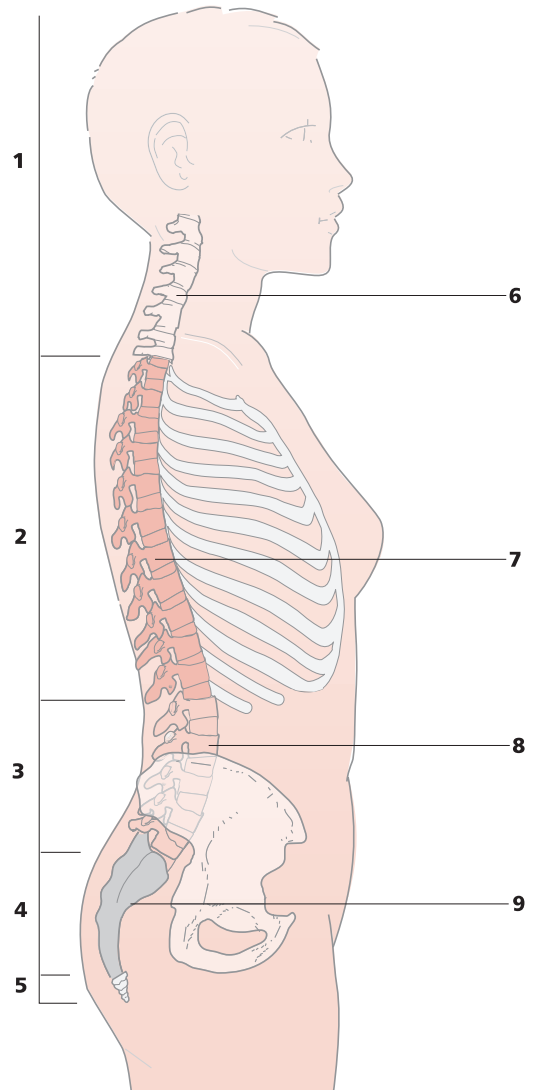
**Illustration 1-2b:** Back view of torso.

- 1 nape, back of the neck (Nacken)
- 2 spine, spinal column (Wirbelsäule)
- 2a vertebra, -ae (Wirbel, pl.)
- 3 shoulder (Schulter)
- 4 shoulder blade *or* scapula (Schulterblatt)
- 5 upper arm *or* brachium (Oberarm)
- 6 underarm *or* armpit (Axilla, Achsel)
- 7 small of the back (Kreuz)
- 8 hip (Hüfte)
- 9 buttocks (Gesäß)



**Illustration 1-2c:** The spine.

- 1 **7 cervical vertebrae** (7 Halswirbel [Halswirbelsäule, HWS])
- 2 **12 thoracic vertebrae** (12 Brustwirbel [Brustwirbelsäule, BWS])
- 3 **5 lumbar vertebrae** (5 Lendenwirbel [Lendenwirbelsäule, LWS])
- 4 **5 sacral vertebrae** (fused) (5 Kreuzwirbel [verknöchert])
- 5 **4 coccygeal vertebrae** (fused) (4 Steißwirbel [verknöchert])
- 6 **cervical curve** (Krümmung der Halswirbelsäule)
- 7 **thoracic curve** (Krümmung der Brustwirbelsäule)
- 8 **lumbar curve** (Krümmung der Lendenwirbelsäule)
- 9 **pelvic curve** (Beckenkrümmung)



# CENTRE FOR COMMUNICATION IN HEALTH CARE

## Medical English and more ...

- intensive courses for nurses
- weekend courses for doctors
- preparation for job interviews
- private lessons
- distance learning
- website resources

**WWW.CCHC.DE**

Centre for Communication in Health Care  
Darmstädter Landstr. 109 · 60598 Frankfurt/M  
T 069 618753 · E info@cchc.de



Gegen Vorlage dieses Original-Coupons erstatten  
wir Ihnen

**20 EUR der Teilnahmegebühren**

für den Kurs

„**Communications with Patients**“

in bar.

Gültig bis 31.07.2009

