

A2 When do you usually speak English?

► 04 2a Text

Hi there, it's me again, Jim, from learn-a-lang with five tips for learning English. The good thing is: these tips work at any level and will help you improve your reading, writing, speaking and listening skills.

Tip number one is the most important: Don't worry about making mistakes. Mistakes belong to life and you can learn from them. Tip number two: Speak English as much as you can and take risks when you do it. Three: Watch films in English. If you want, you can use subtitles to help you. Tip number four: Listen to audiobooks and podcasts. They're a good way to practise because you can listen as many times as you want. And finally: Read easy books and short texts. You can find some great ones in bookshops or on the Internet.

I hope you'll find these tips helpful. Next week will be all about learning vocabulary. I hope you can join me then!

Lösung: The most important thing is that you *don't worry about making mistakes*.

► 04 2b Lösung

1. e. 2. d. 3. b. 4. a. 5. c.

► 05 2c Text und Lösung

1. Do you have any tips for learning English?
2. I'd like to practise my speaking skills.
Do you have any tips?
3. What can I do to improve my reading skills?



► 06 2d Text und Lösung

1. ■ What can I do to improve my listening skills?
– Hör / Hören Sie Hörbücher und Podcasts auf Englisch.
▲ Listen to audiobooks and podcasts in English.
2. ■ And what can I do to practise my speaking skills?
– Sprich / Sprechen Sie so viel wie möglich.
▲ Speak as much as you can.
3. ■ Do you have any other tips for learning English?
– Ja, hab / haben Sie keine Angst Fehler zu machen.
▲ Yes, don't worry about making mistakes.

► 07 **2e Text und Lösung****B Dialog 1**

- Do you sometimes speak English at work, Martin?
- Oh yes, every day. I work for an international company and all our meetings are in English.

D Dialog 2

- Vanessa, which language do you speak at home, German or English?
- ◆ Well, I speak German with my husband and my children, of course. But my daughter's boyfriend is from Ethiopia, and my son's wife is Spanish, so we're a very international family. When we're all together, we speak English with each other.

C Dialog 3

- Do you sometimes speak English with your friends, Rita?
- ◆ Yes, I have very good friends in England, they live in Cornwall. We visit each other often with our children. We always speak English when we're together. It's great for our children, who are learning English at school.

A Dialog 4

- What about you, Tim? When do you usually speak English?
- ▲ I travel a lot and I find English very useful. I like to spend my holidays in Spain or Greece, for example, but I don't know any Spanish or Greek. But I can use English there, at the airport, for example, or at the hotel or in a restaurant.

► 07 **2f Lösung**

1. Rita
2. Tim
3. Martin
4. Vanessa

► 08 **2g Text und Lösung**

1. ■ Which languages does Emma speak at home?
 - *Spanish: husband's family, English: children*
 - ▲ *She speaks Spanish with her husband's family and English with her children.*
2. ■ Does Giovanni sometimes speak English with his friends?
 - *friends from Australia*
 - ▲ *Yes, he speaks English with his friends from Australia.*
3. ■ When does Elisa usually speak English?
 - *travelling*
 - ▲ *She usually speaks English when she's travelling.*

A3 What is the course like?

- ▶ 09 **3a Hören Sie die drei Dialoge. Um welches Thema geht es?**

- doing homework English courses
 English at the office



- ▶ 09 **3b Hören Sie die Dialoge noch einmal und verbinden Sie die Satzhälften.**

- | | |
|---------------------------------|----------------------------------|
| 1. What time does | a. the English course? |
| 2. Are you also here for | b. like the course? |
| 3. I learned English at school, | c. some English. |
| 4. I know | d. but that was a long time ago. |
| 5. How do you | e. the course start? |

- ▶ 10 **3c Eine englische Bekannte, die wenig Deutsch kann, sieht eine Anzeige für einen Deutschkurs, versteht aber nicht alles. Hören und ergänzen Sie die Fragen, die sie Ihnen zur Anzeige stellt.**

- _____ does it _____ about the teachers?
- _____ are the classes?
- _____ do the classes _____?
- I know _____ German. What _____ I do?
- When can I _____?

DEUTSCHLERNEN MACHT SPASS! KOMMEN SIE ZU UNS!

- ▶ **Unsere Lehrer** sind alle qualifiziert und erfahren und wissen, wie man Sprache am besten lernt.
- ▶ **Unsere Gruppen** sind klein (6 bis 12 Lerner pro Gruppe) und wir bieten Kurse für Kinder, Jugendliche und Erwachsene.
- ▶ **Der Unterricht** findet montags bis freitags jeweils zwischen 9:00 und 21:00 statt, wie es Ihnen passt.

Wenn Sie kein/e Anfänger/in sind, sprechen Sie mit uns. Wir beraten Sie gerne und machen einen Einstufungstest (*placement test*). Sie können jederzeit anfangen.

- ▶ 11 **3d Beantworten Sie die Fragen Ihrer englischen Bekannten wie im Beispiel und mithilfe der Angaben in der Anzeige in 3c. Was Sie sagen sollen, ist mit ▲ gekennzeichnet.**

Beispiel:

- What does it say about the teachers?
- ▲ *The teachers are all qualified and experienced.*

A3 What is the course like?

► 09 3a/b Text

Dialog 1

- Hi Lisa, it's Mark. Do you want to go to the cinema this evening?
- No, I'm sorry, I can't. I'm going to my new Business English course.
- Business English, wow! What time does the course start?
- At 6:30 p.m. But maybe we could go to the late film ...?

Dialog 2

- ▲ Hi! Are you also here for the English course?
- ◆ Yes. I learned English at school, but that was a long time ago and I've forgotten a lot.
- ▲ Yeah, me too. I'm Jennifer, by the way.
- ◆ Nice to meet you, Jennifer. I'm Carlotta, but you can call me Lotta.

Dialog 3

- ◆ Hi, Sue. Guess what? I'm learning English again.
- Great! So, are you in a beginners' course?
- ◆ Haha! No, I'm not because I know some English. I had four years of English at school. Remember?
- I know. I was just joking. So, how do you like the course?
- ◆ It's a lot of fun!

3a Lösung: English courses

3b Lösung: 1. e 2. a 3. d 4. c 5. b

► 10 3c Text und Lösung

- | | |
|---|-------------------------------|
| 1. <i>What</i> does it <i>say</i> about the teachers? | 4. I know <i>some</i> German. |
| 2. <i>How big</i> are the classes? | What <i>should</i> I do? |
| 3. <i>When</i> do the classes <i>start</i> ? | 5. When can I <i>start</i> ? |

► 11 3d Text und Lösung

- | | |
|--|--|
| 1. ■ How big are the classes? | 3. ■ I know some German. What should I do? |
| ▲ <i>There are 6 to 12 people in a class.</i> | ▲ <i>You can talk to them and take a placement test.</i> |
| 2. ■ When do the classes start? | 4. ■ When can I start? |
| ▲ <i>The classes start between 9 a.m. and 9 p.m.</i> | ▲ <i>You can start any time.</i> |

B Places to live and to stay

B1 Tell me about the flat.











- ▶ 12 **1a** Hören Sie das Gespräch. Mit wem spricht Evie Hayes und was ist die Situation? Kreuzen Sie die richtigen Antworten an.

Evie is talking to a friend. a landlord. her new neighbour.
 She's looking for a new flatmate. a new flat. new furniture.

- ▶ 12 **1b** Hören Sie das Gespräch ein zweites Mal und entscheiden Sie, ob die Aussagen richtig oder falsch sind.

	true	false
1. The flat has three bedrooms.	<input type="checkbox"/>	<input type="checkbox"/>
2. There's a dishwasher in the kitchen.	<input type="checkbox"/>	<input type="checkbox"/>
3. The TV is big.	<input type="checkbox"/>	<input type="checkbox"/>
4. There are two beds in the bedroom.	<input type="checkbox"/>	<input type="checkbox"/>
5. The flat isn't far from the university.	<input type="checkbox"/>	<input type="checkbox"/>
6. Evie is going to see the flat at half past two.	<input type="checkbox"/>	<input type="checkbox"/>
7. The address is 43 George Street.	<input type="checkbox"/>	<input type="checkbox"/>

- ▶ 13 **1c** Hören Sie nun einen Ausschnitt aus dem Gespräch. Welche Gegenstände werden genannt? Kreuzen Sie an.

1  <input type="checkbox"/>	2  <input type="checkbox"/>	3  <input type="checkbox"/>	4  <input type="checkbox"/>
5  <input type="checkbox"/>	6  <input type="checkbox"/>	7  <input type="checkbox"/>	8  <input type="checkbox"/>
9  <input type="checkbox"/>	10  <input type="checkbox"/>	11  <input type="checkbox"/>	12  <input type="checkbox"/>